

Specifications

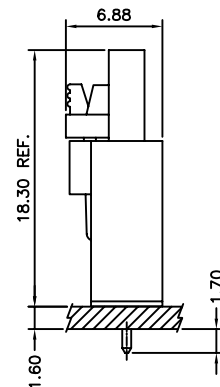
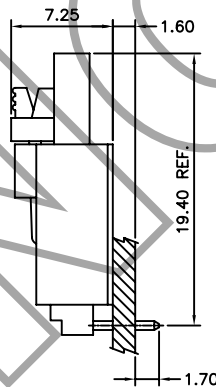
Current rating: 3A AC,DC
 Voltage rating: 250V AC,DC
 Temperature range: -40°C ~ +105°C
 Contact resistance: 20mΩ Max.
 Insulation resistance: 100MΩ Min.
 Withstanding voltage: 1000V AC/minute
 Contact E.N for Details

Standards



E473953

Assembly layout



Ordering code

A2547M - I P
 ① ② ③ ④

- ① Series No.
- ① M:Male F:Female
- ② Plating code: T=Tin-plated, G=Gold-flash
- ③ Material: P=Phosphor bronze

A2005 WR - NP
 ① ② ③

- ① Series No.
- ② Connector type: WV=Vertical, WR=Right angle
- ③ No. of circuits

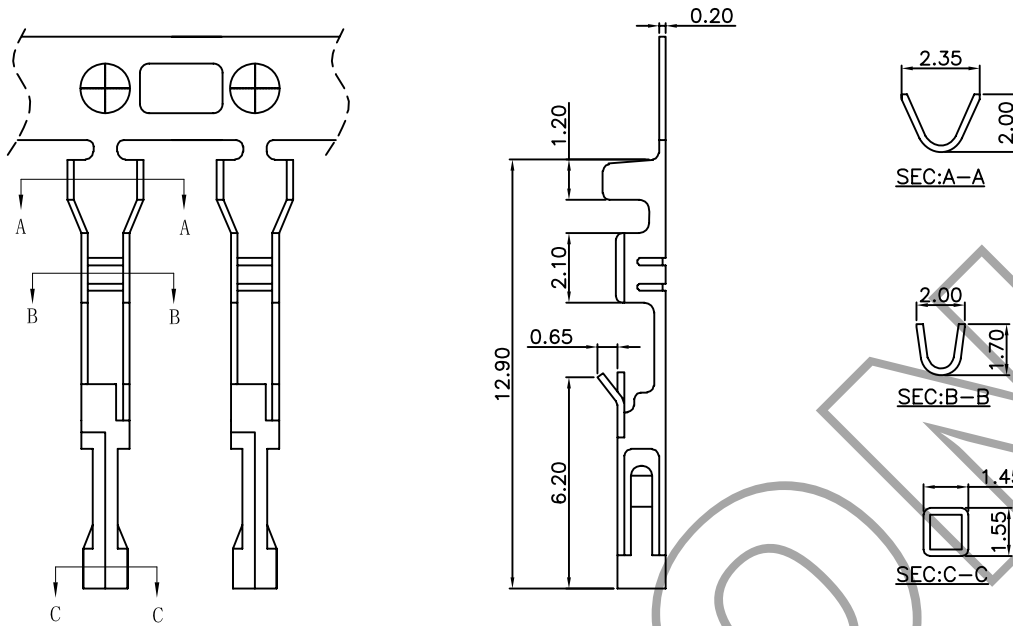
A2542 H X - NP
 ① ② ③ ④

- ① Series No.
- ② H=Housing
- ③ X=Type A=A teyp B=B type
- ④ No. of circuits

A2547F-T — 2.54mm pitch Crimp Terminal

Reference Informations:

*Mates with E.N A2547 series Housing



Ordering Information & Specifications

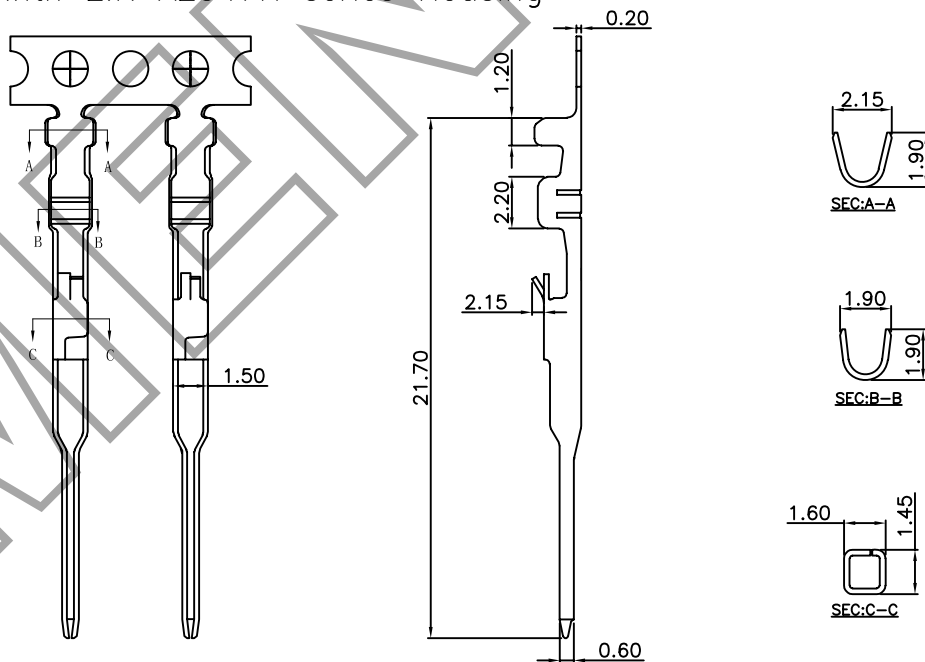
Unit: mm

Part No	Wire Range	Insulation O.D.	Material	Finish	Qty/reel
A2547F-TP	AWG#22-#28	1.90mm(max)	Phosphor Bronze	Tin-plated	10,000pcs
A2547F-GT	AWG#22-#28	1.90mm(max)	Phosphor Bronze	Gold-plated	10,000pcs

A2547M-T — 2.54mm pitch Crimp Terminal

Reference Informations:

*Mates with E.N A2547H series Housing



Ordering Information & Specifications

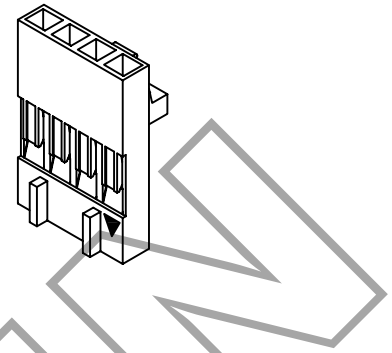
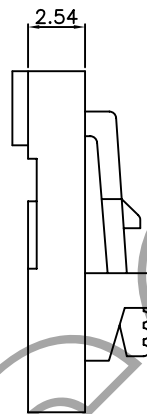
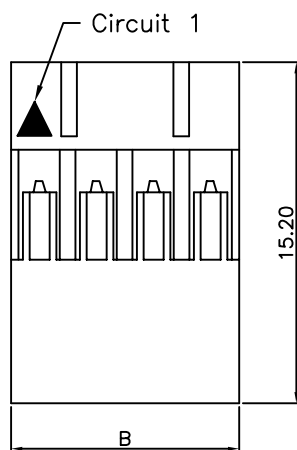
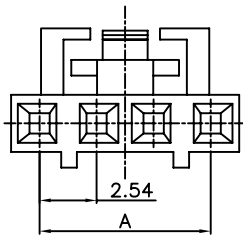
Unit: mm

Part No	Wire Range	Insulation O.D.	Material	Finish	Qty/reel
A2547M-TP	AWG#22-#28	1.90mm(max)	Phosphor Bronze	Tin-plated	10,000pcs
A2547M-GT	AWG#22-#28	1.90mm(max)	Phosphor Bronze	Gold-plated	10,000pcs

A2547H — 2.54mm pitch Housing

Reference Informations:

- *Material: PBT30%GF,UL94V-0
- *Suitable E.N A2547 series Terminal
- *Mates with E.N A2547 series Wafer



Ordering Information & Dimensions

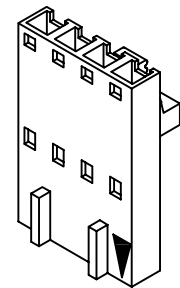

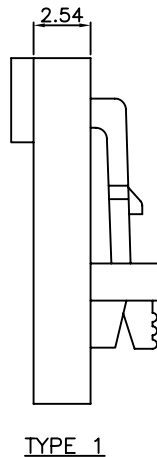
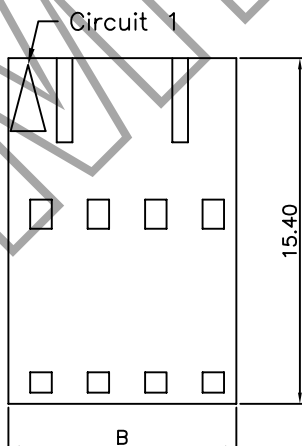
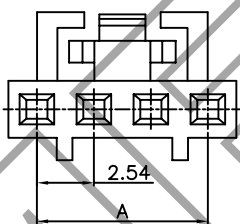
PART NO.	Dimensions	
	A	B
A2547H-02P	2.54	5.08
A2547H-03P	5.08	7.60
A2547H-04P	7.62	10.16
A2547H-05P	10.16	12.70
A2547H-06P	12.70	15.24
A2547H-07P	15.24	17.78
A2547H-08P	17.78	20.32
A2547H-09P	20.32	22.86
A2547H-10P	22.86	25.40
A2547H-11P	25.40	27.94
A2547H-12P	27.94	30.48

Unit: mm

A2547HA — 2.54mm pitch Housing

Reference Informations:

- *Material: PBT30%GF,UL94V-0
- *Suitable E.N A2547F series Terminal
- *Mates with E.N A2547 series Wafer



Ordering Information & Dimensions

PART NO.	Dimensions	
	A	B
A2547HA-02P	2.54	5.08
A2547HA-03P	5.08	7.60
A2547HA-04P	7.62	10.16
A2547HA-05P	10.16	12.70
A2547HA-06P	12.70	15.24
A2547HA-07P	15.24	17.78
A2547HA-08P	17.78	20.32
A2547HA-09P	20.32	22.86
A2547HA-10P	22.86	25.40
A2547HA-11P	25.40	27.94
A2547HA-12P	27.94	30.48

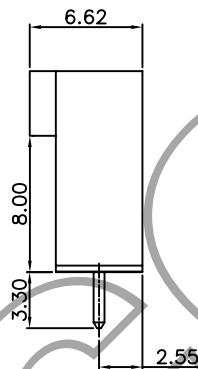
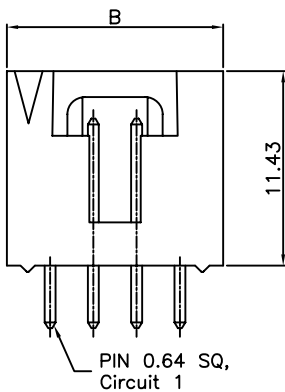
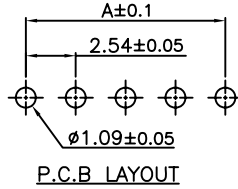
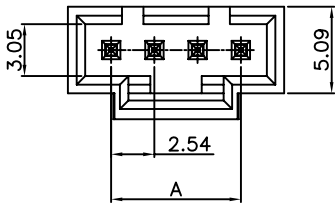
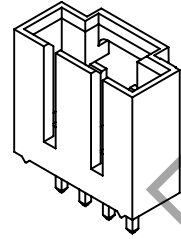
Unit: mm

A2547WV

2.54mm pitch 180° Wafer

Reference Informations:

- *Material: PBT30%GF,UL94V-0
- *Suitable E.N A2542 series Terminal
- *Mates with E.N A2542 series Housing



Ordering Information & Dimensions

PART NO.	Dimensions	
	A	B
A2547WV-02P	2.54	7.63
A2547WV-03P	5.08	10.17
A2547WV-04P	7.62	12.71
A2547WV-05P	10.16	15.25
A2547WV-06P	12.70	17.79
A2547WV-07P	15.24	20.33
A2547WV-08P	17.78	22.87
A2547WV-09P	20.32	25.41
A2547WV-10P	22.86	27.95
A2547WV-11P	25.40	30.49
A2547WV-12P	27.94	33.03

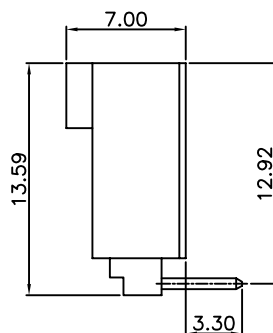
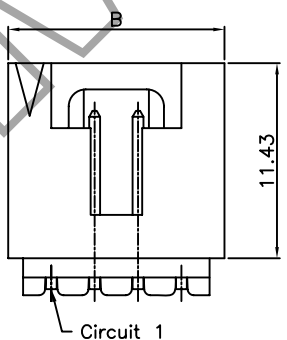
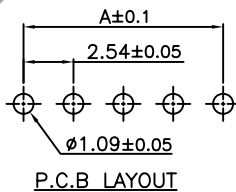
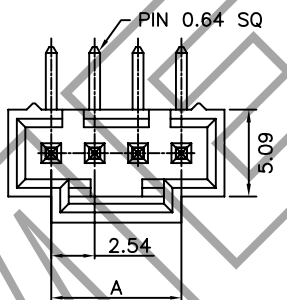
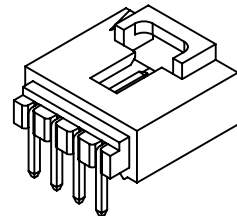
Unit: mm

A2547WR

2.54mm pitch 90° Wafer

Reference Informations:

- *Material: PBT30%GF,UL94V-0
- *Suitable E.N A2542 series Terminal
- *Mates with E.N A2542 series Housing



Ordering Information & Dimensions

PART NO.	Dimensions	
	A	B
A2547WR-02P	2.54	7.63
A2547WR-03P	5.08	10.17
A2547WR-04P	7.62	12.71
A2547WR-05P	10.16	15.25
A2547WR-06P	12.70	17.79
A2547WR-07P	15.24	20.33
A2547WR-08P	17.78	22.87
A2547WR-09P	20.32	25.41
A2547WR-10P	22.86	27.95
A2547WR-11P	25.40	30.49
A2547WR-12P	27.94	33.03

Unit: mm