

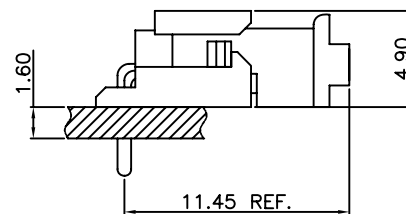
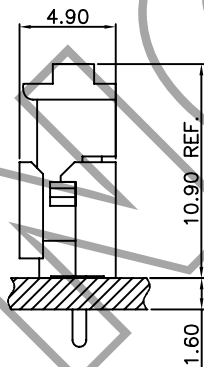
Specifications

Current rating: 3A AC,DC
 Voltage rating: 250V AC,DC
 Temperature range: -40°C ~ +105°C
 Contact resistance: 20mΩ Max.
 Insulation resistance: 100MΩ Min.
 Withstanding voltage: 1000V AC/minute
 Contact E.N for Details

Standards



Assembly layout



Ordering code

A2506 - I P
 ① ② ③

- ① Series No.
- ② Plating code: T=Tin-plated, G=Gold-flash
- ③ Material: P=Phosphor bronze

A2506 WR A - NP
 ① ② ③ ④

- ① Series No.
- ② Connector type: WV=Vertical, WR=Right angle
- ③ Blank=Normal type
A=A type
- ④ No. of circuits

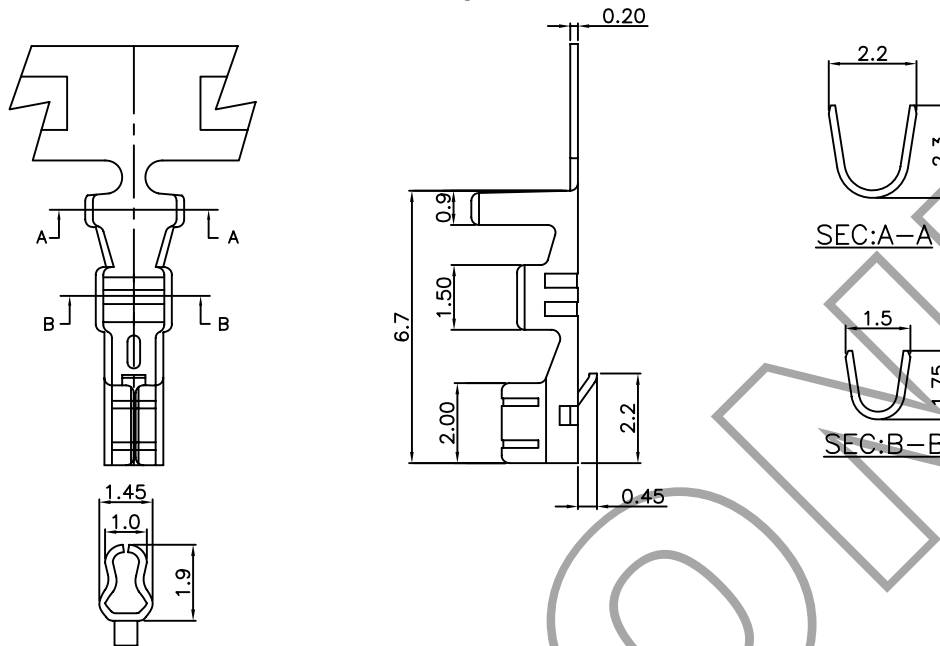
A2506 H - NP
 ① ② ③

- ① Series No.
- ② H=Housing
- ③ No. of circuits

A2506-T 2.50mm pitch Crimp Terminal

Reference Informations:

*Mates with E.N A2506 series Housing



Ordering Information & Specifications

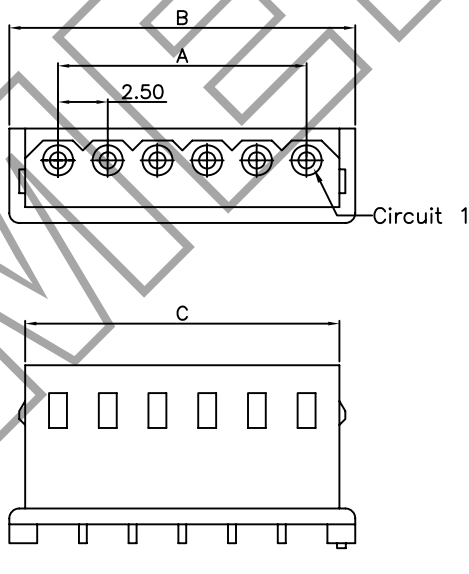
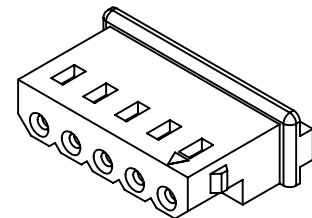
Unit: mm

| Part No | Wire Range | Insulation O.D. | Material | Finish | Qty/reel |
|----------|------------|-----------------|-----------------|------------|-----------|
| A2506-TP | AWG#24-#32 | 1.90mm(max) | Phosphor Bronze | Tin-plated | 10,000pcs |
| A2506-PT | AWG#24-#32 | 1.90mm(max) | Phosphor Bronze | Tin-plated | 10,000pcs |

A2506H 2.50mm pitch Housing

Reference Informations:

- *Material: Nylon 66,UL94V-2
- *Suitable E.N A2506 series Terminal
- *Mates with E.N A2506 series Wafer



Ordering Information & Dimensions

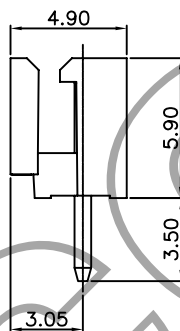
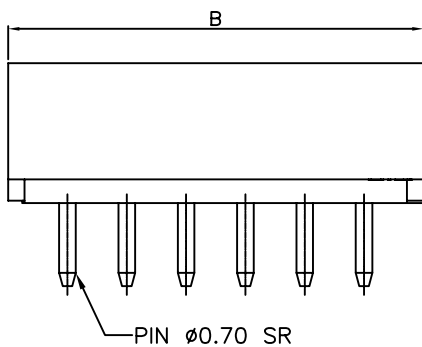
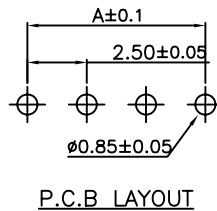
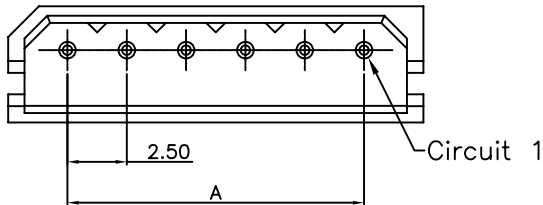
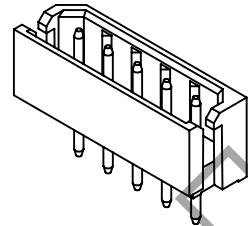
| PART NO. | Dimensions | | |
|------------|------------|-------|-------|
| | A | B | C |
| A2506H-02P | 2.50 | 7.40 | 5.80 |
| A2506H-03P | 5.00 | 9.90 | 8.30 |
| A2506H-04P | 7.50 | 12.40 | 10.80 |
| A2506H-05P | 10.00 | 14.90 | 13.30 |
| A2506H-06P | 12.50 | 17.40 | 15.80 |
| A2506H-07P | 15.00 | 19.90 | 18.30 |
| A2506H-08P | 17.50 | 22.40 | 20.80 |
| A2506H-09P | 20.00 | 24.90 | 23.30 |
| A2506H-10P | 22.50 | 27.40 | 25.80 |
| A2506H-11P | 25.00 | 29.90 | 28.30 |
| A2506H-12P | 27.50 | 32.40 | 30.80 |
| A2506H-13P | 30.00 | 34.90 | 33.30 |
| A2506H-14P | 32.50 | 37.40 | 35.80 |
| A2506H-15P | 35.00 | 39.90 | 38.30 |
| A2506H-16P | 37.50 | 42.40 | 40.80 |
| A2506H-17P | 40.00 | 44.90 | 43.30 |
| A2506H-18P | 42.50 | 47.40 | 45.80 |

A2506WV — 2.50mm pitch 180° Wafer

Reference Informations:

*Material: Pin: Brass/Tin-plated
Wafer:PA66,UL94V-0

*Mates with E.N A2506 series Housing



Ordering Information & Dimensions

| PART NO. | Dimensions | |
|-------------|------------|-------|
| | A | B |
| A2506WV-02P | 2.50 | 7.50 |
| A2506WV-03P | 5.00 | 10.00 |
| A2506WV-04P | 7.50 | 12.50 |
| A2506WV-05P | 10.00 | 15.00 |
| A2506WV-06P | 12.50 | 17.50 |
| A2506WV-07P | 15.00 | 20.00 |
| A2506WV-08P | 17.50 | 22.50 |
| A2506WV-09P | 20.00 | 25.00 |
| A2506WV-10P | 22.50 | 27.50 |
| A2506WV-11P | 25.00 | 30.00 |
| A2506WV-12P | 27.50 | 32.50 |
| A2506WV-13P | 30.00 | 35.00 |
| A2506WV-14P | 32.50 | 37.50 |
| A2506WV-15P | 35.00 | 40.00 |
| A2506WV-16P | 37.50 | 42.50 |
| A2506WV-17P | 40.00 | 45.00 |
| A2506WV-18P | 42.50 | 47.50 |

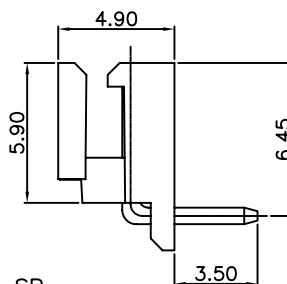
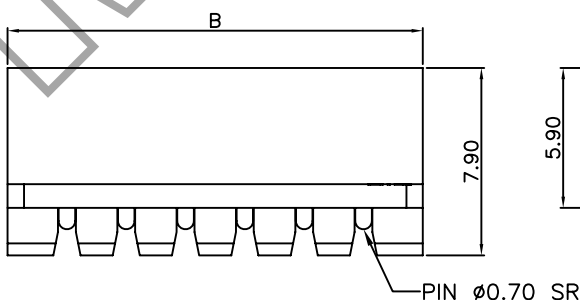
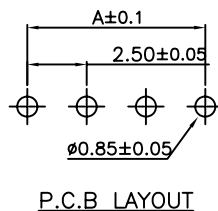
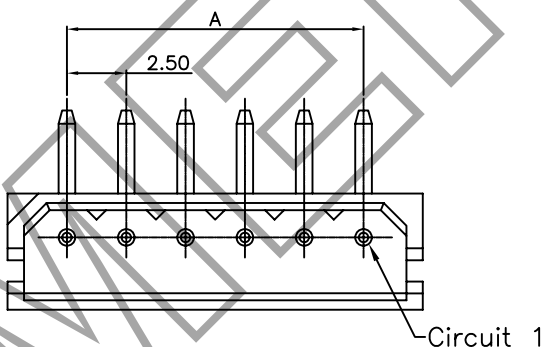
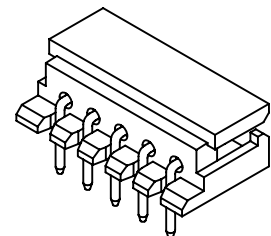
Unit: mm

A2506WR — 2.50mm pitch 90° Wafer

Reference Informations:

*Material: Pin: Brass/Tin-plated
Wafer:PA66,UL94V-0

*Mates with E.N A2506 series Housing



Ordering Information & Dimensions

| PART NO. | Dimensions | |
|-------------|------------|-------|
| | A | B |
| A2506WR-02P | 2.50 | 7.50 |
| A2506WR-03P | 5.00 | 10.00 |
| A2506WR-04P | 7.50 | 12.50 |
| A2506WR-05P | 10.00 | 15.00 |
| A2506WR-06P | 12.50 | 17.50 |
| A2506WR-07P | 15.00 | 20.00 |
| A2506WR-08P | 17.50 | 22.50 |
| A2506WR-09P | 20.00 | 25.00 |
| A2506WR-10P | 22.50 | 27.50 |
| A2506WR-11P | 25.00 | 30.00 |
| A2506WR-12P | 27.50 | 32.50 |
| A2506WR-13P | 30.00 | 35.00 |
| A2506WR-14P | 32.50 | 37.50 |
| A2506WR-15P | 35.00 | 40.00 |
| A2506WR-16P | 37.50 | 42.50 |
| A2506WR-17P | 40.00 | 45.00 |
| A2506WR-18P | 42.50 | 47.50 |

Unit: mm