

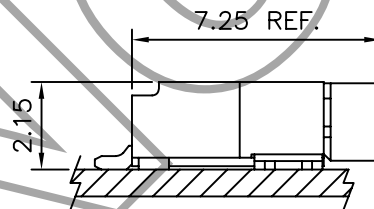
Specifications

Current rating: 1A AC,DC
 Voltage rating: 200V AC,DC
 Temperature range: -25°C ~ +85°C
 Contact resistance: 40mΩ Max.
 Insulation resistance: 100MΩ Min.
 Withstanding voltage: 500V AC/minute
 Contact E.N for Details

Standards



Assembly layout



SMT TYPE

Ordering code

A1257 - I P
 ① ② ③

- ① Series No.
- ② Plating code: T=Tin-plated, G=Gold-flash
- ③ Material: P=Phosphor bronze

A1257 H - NP
 ① ② ③

- ① Series No.
- ② H=Housing
- ③ No. of circuits

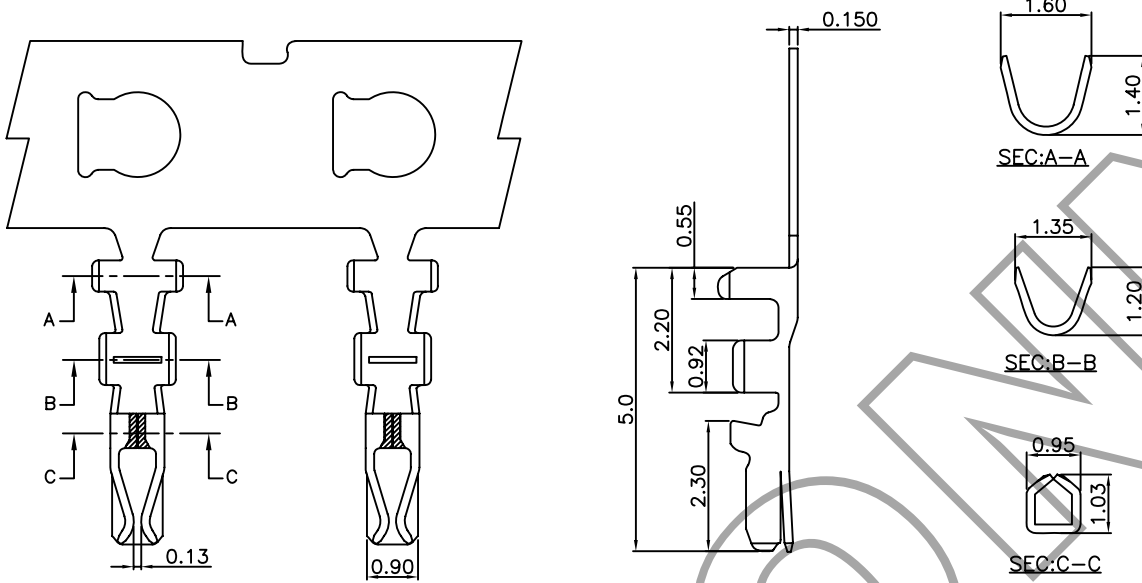
A1257 WR A - S - NP
 ① ② ③ ④ ⑤

- ① Series No.
- ② Connector type: WV=Vertical, WR=Right angle
- ③ Blank=Normal type
A=A type
- ④ Mounting type: Blank=Through hole
-S=SMT
- ⑤ No. of circuits

A1257-T — 1.25mm pitch Crimp Terminal

Reference Informations:

*Mates with E.N A1257 series Housing



Ordering Information & Specifications

Unit: mm

Part No	Wire Range	Insulation O.D.	Material	Finish	Qty/reel
A1257-TP	AWG#26-#32	1.00mm(max)	Phosphor Bronze	Tin-plated	10,000pcs
A1257-PT	AWG#26-#32	1.00mm(max)	Phosphor Bronze	Tin-plated	10,000pcs

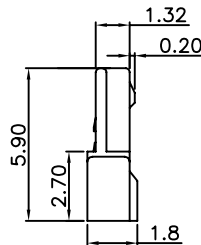
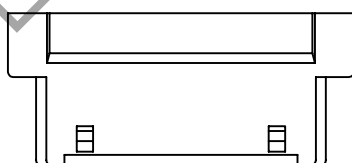
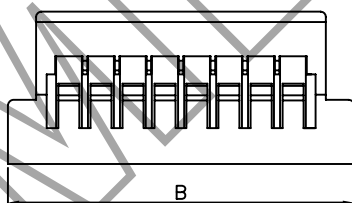
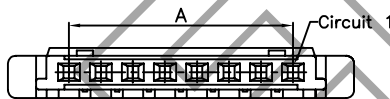
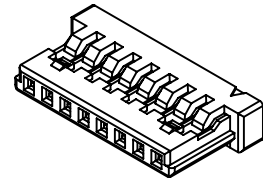
A1257H — 1.25mm pitch Housing

Reference Informations:

*Material: Nylon66,UL94V-0

*Suitable E.N A1257 series Terminal

*Mates with E.N A1257 series Wafer



Ordering Information & Dimensions

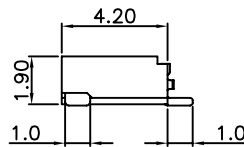
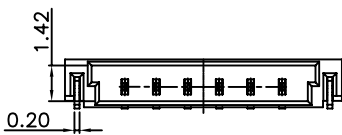
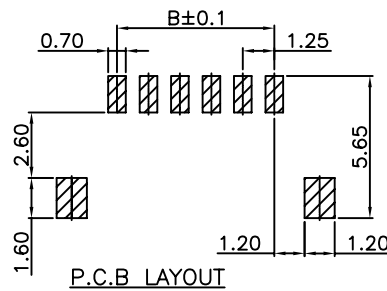
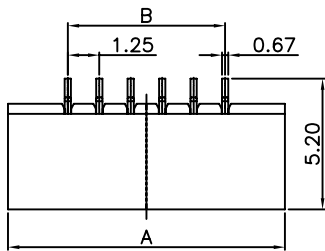
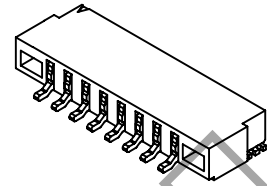
PART NO.	Dimensions	
	A	B
A1257H-02P	1.25	6.00
A1257H-03P	2.50	7.25
A1257H-04P	3.75	8.50
A1257H-05P	5.00	9.75
A1257H-06P	6.25	11.00
A1257H-07P	7.50	12.25
A1257H-08P	8.75	13.50
A1257H-09P	10.00	14.75
A1257H-10P	11.25	16.00
A1257H-11P	12.50	17.25
A1257H-12P	13.75	18.50
A1257H-13P	15.00	19.75
A1257H-14P	16.25	21.00
A1257H-15P	17.50	22.25
A1257H-16P	18.75	23.50
A1257H-17P	20.00	24.75
A1257H-18P	21.25	26.00

Unit: mm

A1257WR-S — 1.25mm pitch 90° Wafer

Reference Informations:

- *Material: Pin: Phosphor Bronze/Tin-plated
Wafer: Thermal Plastic,UL94V-0
- *Mates with E.N A1257 series Housing



Ordering Information & Dimensions

PART NO.	Dimensions	
	A	B
A1257WR-S-02P	6.00	1.25
A1257WR-S-03P	7.25	2.50
A1257WR-S-04P	8.50	3.75
A1257WR-S-05P	9.75	5.00
A1257WR-S-06P	11.00	6.25
A1257WR-S-07P	12.25	7.50
A1257WR-S-08P	13.50	8.75
A1257WR-S-09P	14.75	10.00
A1257WR-S-10P	16.00	11.25
A1257WR-S-11P	17.25	12.50
A1257WR-S-12P	18.50	13.75
A1257WR-S-13P	19.75	15.00
A1257WR-S-14P	21.00	16.25
A1257WR-S-15P	22.25	17.50
A1257WR-S-16P	23.50	18.75
A1257WR-S-17P	24.75	20.00
A1257WR-S-18P	26.00	21.25

Unit: mm

